Enclosure 1

Guidelines for attending the Meeting of Electronic Meeting by Inventech Connect

Shareholders and proxies wishing to attend the meeting can proceed according to the procedure for submitting the request form to attend the meeting via electronic media as follows :

Step for requesting Username & Password from via e-Request system

The Shareholders must submit a request to attend the meeting by Electronic Means via Web Browser at https://sent.inventech.co.th/CIVIL374228R/#/homepage or scan QR Code and follow the steps as shown in the picture

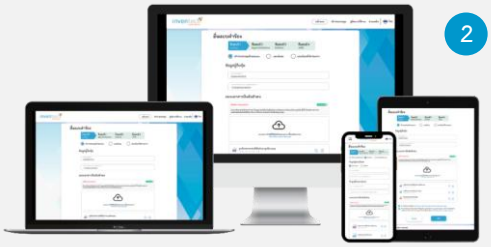

1. Click link URL or scan QR Code in the letter notice Annual General Meeting
2. Choose type request for request form to 4 step
   - Step 1 Fill in the information shown on the registration
   - Step 2 Fill in the information for verify
   - Step 3 Verify via OTP
   - Step 4 Successful transaction, The system will display information again to verify the exactitude of the information
3. Please wait for an email information detail of meeting and Password

** Merge user accounts, please using the same email and phone number **

2. For Shareholders who would like to attend the Meeting either through the Electronic Means by yourself or someone who is not the provided independent directors, please note that the electronic registration will be available from 20 April 2026 at 8:30 a.m. and shall be closed on 27 April 2026 Until the end of the meeting.

3. The electronic conference system will be available on 27 April 2026 at 11:00 a.m. (2 hours before the opening of the meeting). Shareholders or proxy holders shall use the provided Username and Password and follow the instruction manual to access the system.

Appointment of Proxy to the Company's Directors

For Shareholders who authorize one of the Company's Independent Directors to attend and vote on his or her behalf, The Shareholders can submit a request to attend the meeting by Electronic Means of the specified procedures or send the proxy form together with the required documents to the Company by mail to the following address. The proxy form and required documents shall be delivered to the Company by April 26, 2026 at 5.00 p.m.

Civil Engineering Public Company Limited
Company Secretary Department
68/12 C.E.C. Building 7th Fl., Kampaengpet 6 Road, Ladyao, Jatujak, Bangkok 10900

If you have any problems with the software, please contact Inventech Call Center

02-460-9229

@inventechconnect

The system available during 20 – 27 April 2026 at 08.30 a.m. – 05.30 p.m.
(Specifically excludes holidays and public holidays)

Report a problem
@inventechconnect

Steps for registration for attending the meeting (e-Register) and voting process (e-Voting)

1. Get email and password that you received from your email or request OTP
2. Click on “Register” button, the system has already registered and counted as a quorum.
3. Click on “Join Attendance”, Then click on “Accept” button
4. Select which agenda that you want to vote
5. Click on “Vote” button
6. Click the voting button as you choose
7. The system will display status your latest vote

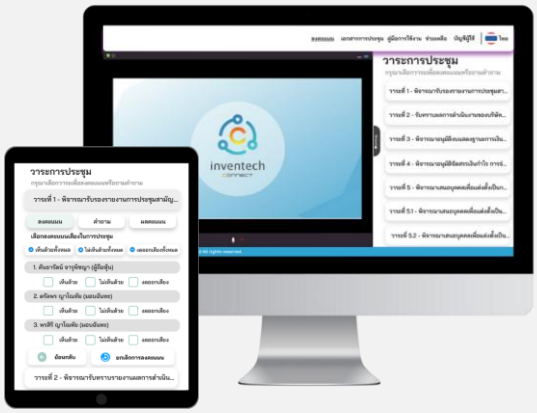

To cancel the last vote, please press the button “Cancel latest vote (This means that your most recent vote will be equal to not voting, or your vote will be determined by the agenda result) Shareholders can conduct a review of the votes on an agenda basis. When the voting results for that agenda are closed.

Step to ask questions via Inventech Connect

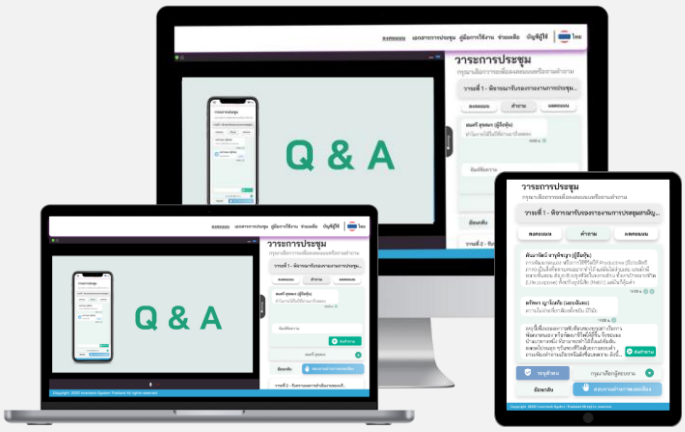

- Select which agenda
- Click on “Question” button

1. Ask a question
   - Type the question then click “Send”
2. Ask the question via video
   - Click on “Conference”
   - Click on “OK” for confirm your queue
   - Please wait for the queue for you then your can open the microphone and camera

How to use Inventech Connect

User Manual and Video of using Inventech Connect

* Note Operation of the electronic conferencing system and Inventech Connect systems. Check internet of shareholder or proxy include equipment and/or program that can use for best performance. Please use equipment and/or program as the follows to use systems.

1. Internet speed requirements
   - High-Definition Video: Must be have internet speed at 2.5 Mbps (Speed internet that recommend).
   - High Quality Video: Must be have internet speed at 1.0 Mbps.
   - Standard Quality Video: Must be have internet speed at 0.5 Mbps.
2. Equipment requirements.
   - Smartphone/Tablet that use IOS or android OS.
   - PC/Laptop that use Windows or Mac OS.

Enclosure 1

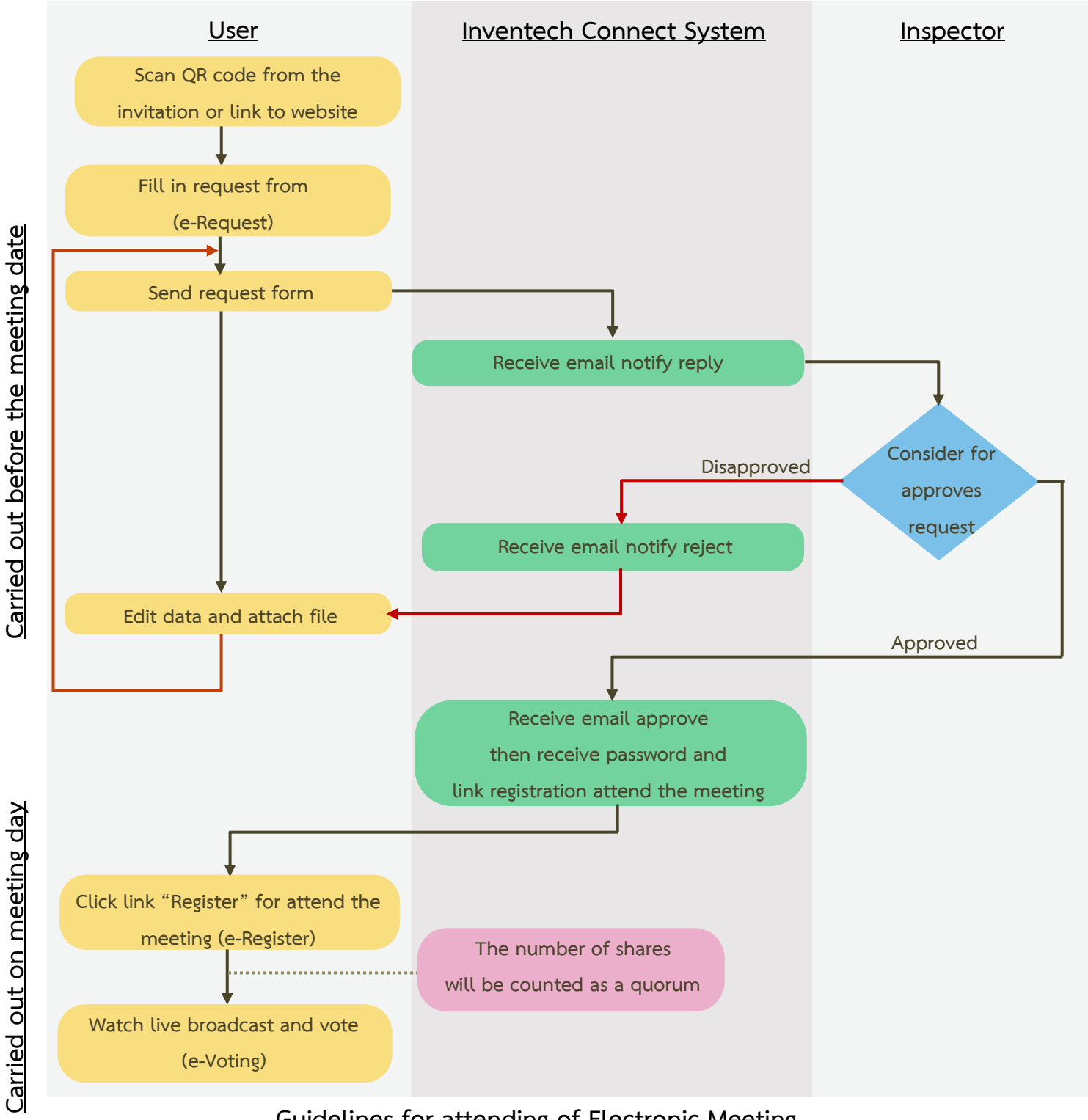

Guidelines for attending of Electronic Meeting

Documents required to be presented to attend the shareholders meeting.

The shareholders are required to upload supporting documents as listed below into the registration system.

The Company shall consider the documents depending on the type of each shareholder. In this regard, photos of documents are applicable for upload.

1. Natural Person

1.1 Self-Attending

A copy of valid identity document issued by government authorities e.g. identification card, driving license or passport, or a photo of document as mentioned placing on a paper, including the evidence of name or last name's change (if any). All documents must be certified as true and correct.

1.2 Proxy

(1) The Proxy Form as enclosed with the Notice, completely filled in and signed by the shareholder and the proxy.
(2) A copy of valid identity document of the shareholder issued by government authorities as specified in item 1.1, completely certified as true and correct.
(3) A copy of valid identity document of the proxy issued by government authorities as specified in item 1.1, completely certified as true and correct.

2. Juristic Person

2.1 Attendance in person by authorized representative of juristic person

(1) A copy of valid identity documents of the juristic person's representative issued by government authorities as specified in item 1.1, completely certified as true and correct.
(2) A copy of the juristic shareholder's Affidavit (not older than one year), certified true and correct by its authorized representative with the company's seal affixed (if any), which indicates that the juristic person's representative attending the meeting is authorized to act on behalf of the juristic shareholder.

2.2 Attendance by proxy

(1) The Proxy Form as enclosed with the Notice, completely filled in and signed by the proxy grantor and the proxy including the Company's seal affixed (if any).
(2) A copy of the shareholder's Affidavit (not older than one year), certified true copy by the juristic person representative with the Company's seal affixed (if any), which indicates that the juristic person representative attending the meeting has the authority to act on behalf of the juristic person share holder.
(3) A copy of valid identity documents of the juristic person representative issued by government authorities as specified in item 1.1, completely certified as true and correct.
(4) A copy of valid identity documents of the proxy issued by government authorities as specified in item 1.1, completely certified as true and correct.

3. Foreign Investor appointing Custodian in Thailand

(1) The Proxy Form C as enclosed with the Notice, completely filled in and signed by the shareholder and the proxy.

(2) Letter certifying that the person signing the Proxy Form is authorized to operate custodian business.

(3) A copy of Affidavit of the Custodian certified true copy by the juristic person's representative with the Company's seal affixed (if any), which indicates that the juristic person representative is signed as the proxy grantor has the authority to act on behalf of the custodian.

(4) A copy of valid identity documents of the custodian's representative issued by government authorities as specified in item 1.1, completely certified as true and correct.

(5) Power of Attorney by Foreign Investor authorizing the Custodian as depository.

(6) A copy of Affidavit of the juristic shareholders certified true copy by the juristic person's representative with the Company's seal affixed (if any), which indicates that the juristic person's representative is authorized to sign the Power of Attorney and has the authority to act on behalf of the juristic shareholders.

(7) A copy of an identity document issued by government authorities of the juristic person's representative as specified in item 1.1, completely certified as true and correct.

In case the original documents are not in English, the English translation shall be prepared and certified true and correct translation by the shareholder or the authorized person of juristic person shareholder.

4. Granting Proxy to the Company's Independent Directors

(1) The Proxy Form B as enclosed with the Notice, identifying any of the Independent Directors as listed in the Enclosure 7 as a proxy, completely filled in and signed by the shareholder.

(2) In case the shareholder is a natural person, please provide documents as specified in item 1.2 (1) – (2)

(3) In case the shareholder is a juristic person, please provide documents as specified in items 2.2 (1) - (3)