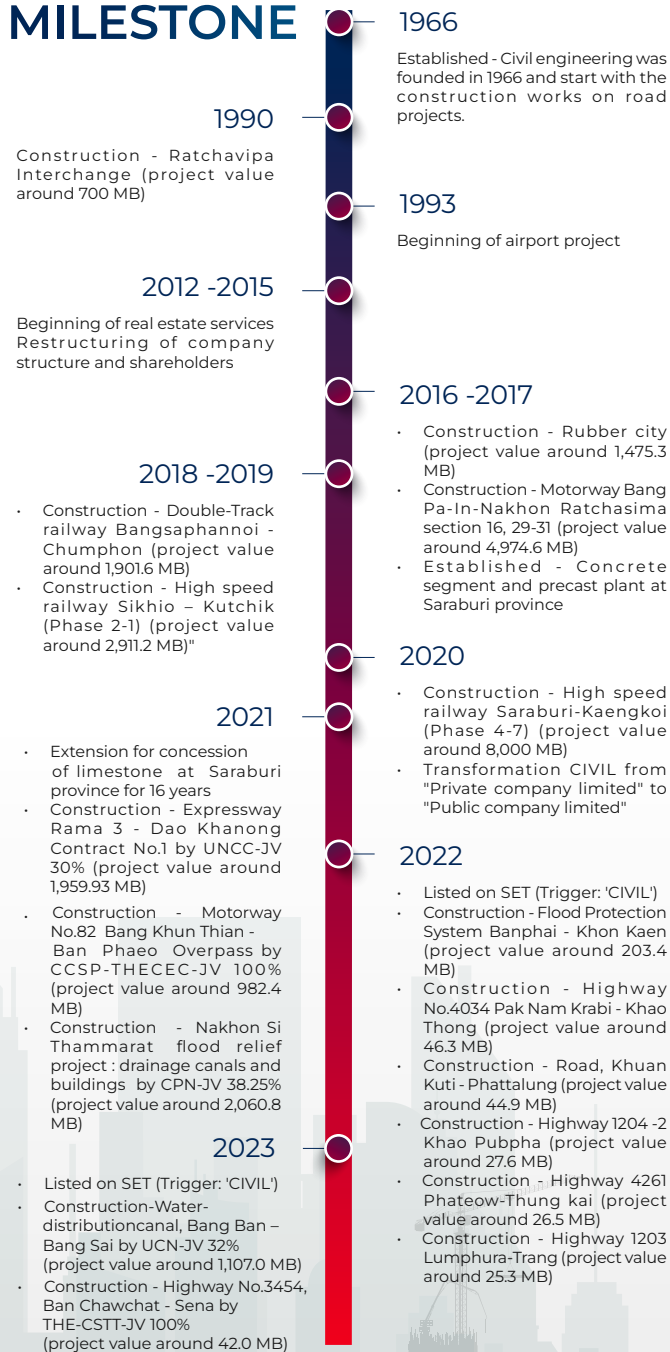


MILESTONE



"Project value excluded VAT"

CORE VALUE

CIVILIZING A BETTER WAY OF LIFE FOR ALL



COMMITMENT

Believing in our goals, and determined to succeed.



INTEGRITY

We adhere to absolute integrity, rightfulness, good governance and ethics.



VALUES PEOPLE

We honor and highly value our people, as well as collaborators from all fields of expertise.



INNOVATION

Our creativity and innovation will continue to ensure highest efficiency and sustainable outcomes.



LEARNING

We are committed to life-long learning and continuous development for the advancement of the company, as well as others.




CIVIL ENGINEERING

FACTSHEET 1Q23




NATURE OF BUSINESS AND 4 MAIN REVENUE STREAMS

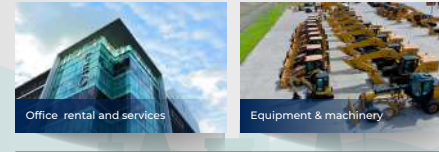
CONSTRUCTION AND CONSTRUCTION MANAGEMENT



MANUFACTURING AND DISTRIBUTION CONSTRUCTION MATERIAL



REAL ESTATE SERVICE AND EQUIPMENT & MACHINERY RENTAL



CONCESSION AND TRADING OF LIMESTONE



STOCKS INFORMATION

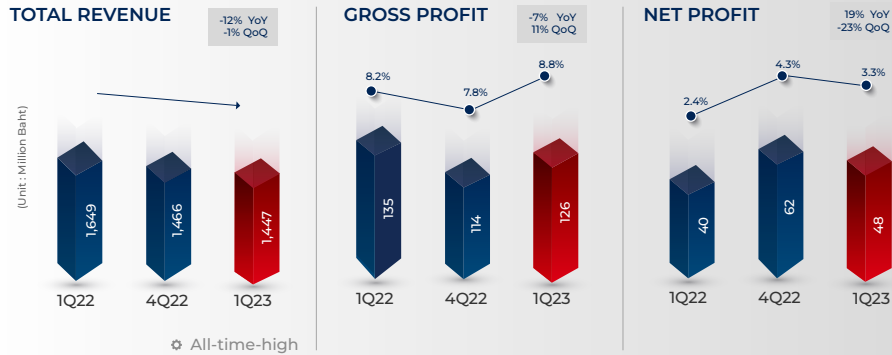


SET SYMBOL: CIVIL

Last Price: 2.84 THB. as of 31 March 2023	52-week High/low: 5.10 / 2.16 THB.	Market Cap: 1,988 MB.
Free Float: 30.41% as of 13 Mar 2023	Paid-up Capital: 700 MB.	Par Value: 1.00 THB.

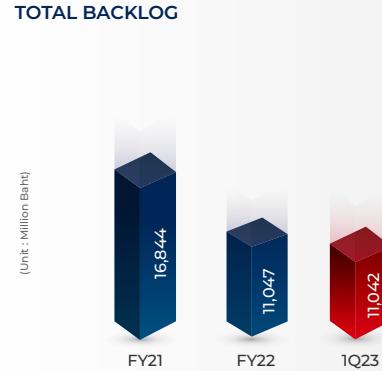


CONSOLIDATED KEY PERFORMANCE



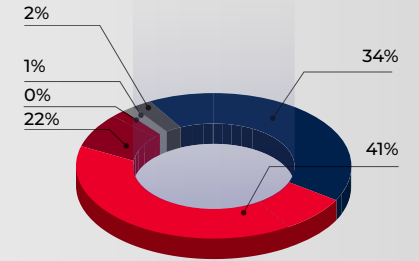
*The value of Peers came from the average financial information in 2021 from 10 construction companies which are listed in SET.
**10 companies in Peers consisted of ITD, STEC, UNIQ, NWR, CNT, SYNTEC, TTCL, PLE, PREB and RT.

CIVIL'S BACKLOG



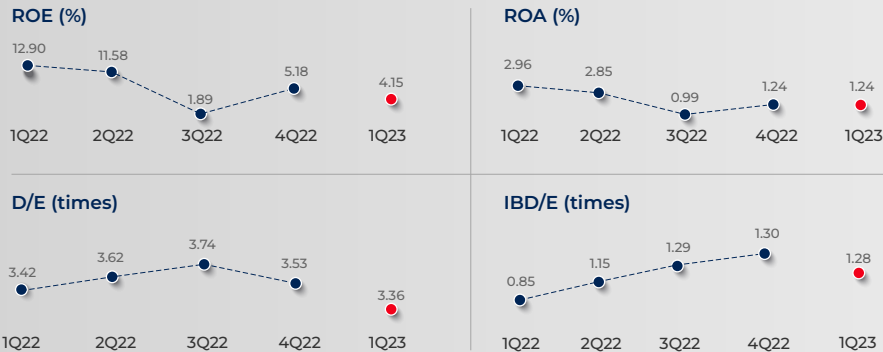
BACKLOG BY TYPE

- Roads
- Railways
- Flood Protection
- Airports
- Dams and reservoirs
- Others



*Other categories, such as skywalk, pipe jacking, water drainage system, etc.

KEY FINANCIAL RATIOS



REVENUE MIXED AND GP BY SEGMENT

TYPES OF REVENUE	3M23		3M22		Change (YoY)	
	MB	%	MB	%	MB	%
1. Revenue from construction services	1,382.2	95.5%	1,608.9	97.5%	(226.7)	-14.1%
2. Revenue from construction materials	52.9	3.7%	31.3	1.9%	21.5	68.8%
3. Revenue from real estate services and rental	3.9	0.3%	4.1	0.2%	(0.2)	-4.1%
4. Other income	8.1	0.6%	5.1	0.3%	3.0	57.6%
TOTAL REVENUE	1,447.1	100.0%	1,649.4	100.0%	(202.3)	-12.3%